

# WP Control Stations

WP 20565C, 20510C, 30310C, 35310C  
WEATHER PROOF CONTROL STATION



## Mechanical Data

Material : Aluminium LM6  
Weight : 2.8 Kg (Approx.,)  
IP Protection : IP 65 as per IS-12063/1987 (IEC 60529/1989)  
Finish : Anti corrosive epoxy powder coated  
Cable Entry : 2 x 3/4" ET  
Hinge : Not Applicable  
Gasket : Neoprene  
Hardware : Stainless Steel  
Canopy : Optional

## Electrical Data

Wiring : PVC insulated 1.5 sq.mm stranded copper  
Earthing : External : 2 Nos - M6  
Internal : 1 No - M5  
Max.no of Components : Component Details Chart

## Description

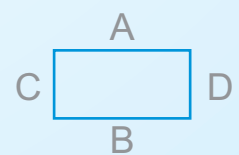
Weather proof control station is used to mount all control and indication functions. It has an integral terminal chamber. The clipon type terminals provided in the chamber are pre-wired to the control units through sealed cable bushes. A wide variety of control units can be selected for mounting into the enclosures and a meter is mounted above the chamber. The control stations are also fitted with high quality neoprene gaskets to ensure perfect weather proof protection.

## Component Details Chart

WP-20565C	2 Push Buttons + 1 Ammeter 65mm Dia	Intl. Dim.: 200x150x65mm
WP-20510C	2 Push Buttons + 1 Ammeter 72mm2	Intl. Dim.: 200x150x100mm
WP-30310C	3 Push Buttons + 1 Ammeter (72mm2) OR 3 Indicating Lamps + 1 Ammeter (72mm2) OR 2 Push Buttons + 1 DP Switch + 1 Ammeter (72mm2) OR 2 Indication Lamps + 1 DP Switch + 1 Ammeter (72mm2)	Intl. Dim.: 300x300x100mm
WP-35310C	3 Push Buttons + 1 DP Switch + 1 Ammeter (72mm2) OR 3 Indication Lamps + 1 DP Switch + 1 Ammeter (72mm2)	Intl. Dim.: 350x300x100mm

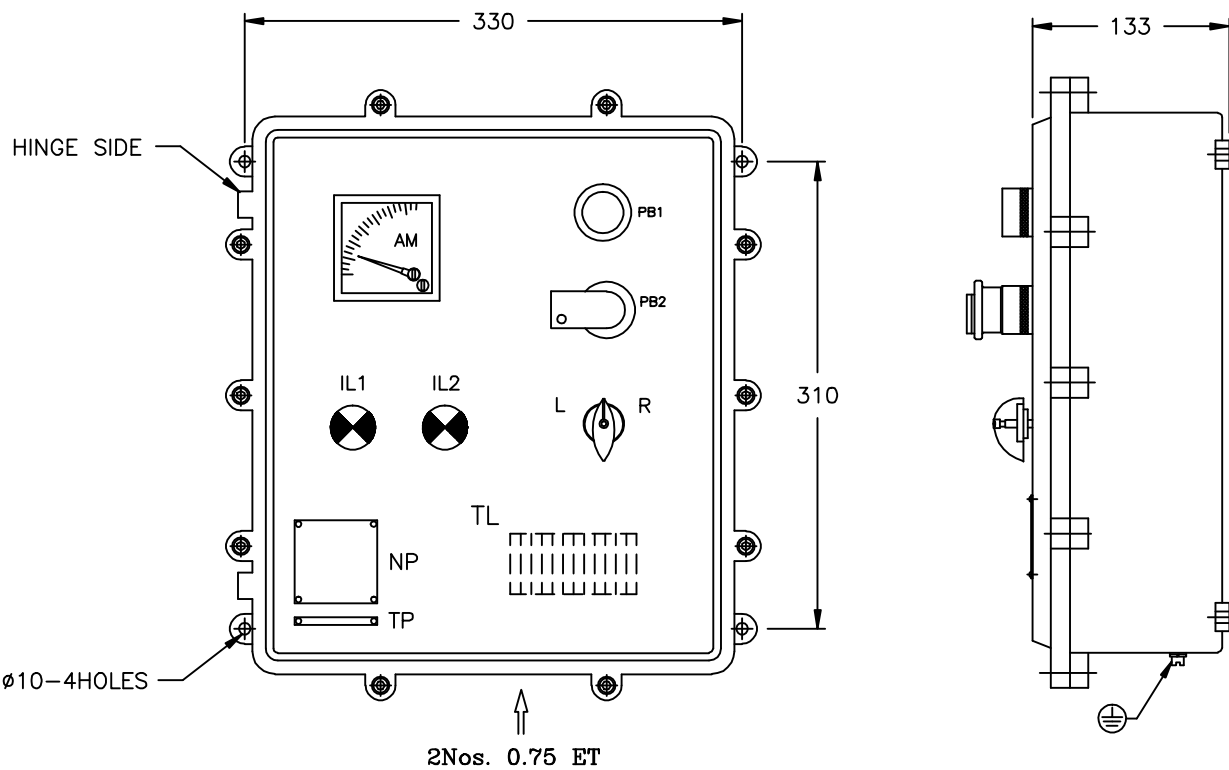
Type of protection	Weatherproof - WP
Area Classification	Safe Area
Apparatus Standard	IS-12063/1987 (IEC 60529/1989)

Entry size (Inches)			WP 20565		WP 20510		WP 30310		WP 35310	
BSC	NPT / BSP	Metric (mm)	A / B	C / D	A / B	C / D	C / D	A / B	A / B	C / D
0.50	0.25	M 16 X 1.5	6	4	8	6	16	16	18	16
0.75	0.50	M 20 X 1.5	5	4	8	6	14	14	16	14
1.0	0.75	M 25 X 1.5	4	3	3	2	6	6	7	6
1.25	1.0	M 32 X 1.5	3	2	2	2	4	4	5	4
1.50	1.25	M 40 X 1.5	-	-	2	2	4	4	5	4
2.0	1.50	M 48 X 1.5	-	-	2	1	3	3	3	3
2.5	2.0	M 63 X 1.5	-	-	2	1	3	3	3	3



IF IN DOUBT ASK

DO NOT SCALE

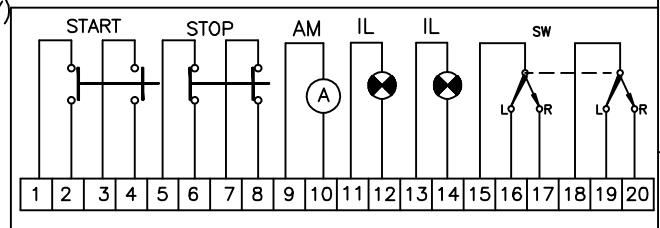


**NOTES:**

- AM - 72SQ.MM AMMETER, (CLASS OF ACCURACY: 1.5), 6TIMES SUPPRESSED SCALE, (CUSTOMER TO SPECIFY AMMETER DETAILS)
- PB1 -START PUSH BUTTON (GREEN) (2NO)
- PB2 -STOP PUSH BUTTON (RED) MUSHROOMHEAD WITH STAYPUT AND PADLOCKING ARRANGEMENT (2NC)  
ELEMENT RATING : 10A, 415V AC
- IL1 -INDICATION LAMP (GREEN) 230V AC
- IL2 -INDICATION LAMP (RED) 230V AC
- SW - 16A, DP,2 POSITION SELECTOR SWITCH (LOCAL/REMOTE)
- NP -NAME & WARNING PLATE (SS)
- TP -TAGPLATE (PERSPEX) (CUSTOMER TO FURNISH TAG DETAILS IF ANY)
- TL -20Nos. 2.5SQ.MM TERMINALS (ELMEX MAKE)
- EARTHING -2Nos. EXTERNAL(M6) & 1No. INTERNAL (M5)
- GASKET - NEOPRENE

INTERNAL DIMENSION: 350x300x100MM  
ALL DIMENSIONS ARE IN MM.

WIRING DIAGRAM



E	CUSTOMER :	TITLE : WEATHERPROOF CONTROL STATION				
	CONSULTANT :	CAT No. : WP-35310C				
	PROJECT :	CLASSIFICATION : IP65				
	P.O. No. :	WT.:8KGS. APPROX.	MATL.: LM-6	ITEM No.: QTY.:		
	FINISH : EPOXY POWDER COATED LIGHT GREY (SHADE - 631 OF IS:5)	TOLERANCE : ±5mm SCALE N.T.S		FOR APPROVAL		
IS :12063/87 (IEC:60529/89)	NAME	DATE				
REV-1						
F		REV-2		SHEET 1 OF 1		
F	Baliga Lighting Equipments Private Limited, KOVILAMBAKKAM, CHENNAI-600 117, INDIA.	DRN.	S.S	08.05.09	DRG. NO.	REV
		CHKD.			QE35310001	0
		APPD.				



Baliga Lighting Equipments Private Limited,  
KOVILAMBAKKAM, CHENNAI-600 117, INDIA.